

Why did the pangolin  
cross the road?



## The Story of Anggun

This book is inspired by the true story of a pangolin that was injured in an accident along Mandai Lake Road. She was rescued by two staff members from Singapore Zoo, and they brought her to the animal hospital.

The Zoo staff named the pangolin 'Anggun'. The vets nursed Anggun back to health and found that she was pregnant. Subsequently, Anggun gave birth to Jelita.

Visit Night Safari, Fishing Cat Trail to learn more about pangolins.



Why did the pangolin  
cross the road?






































They love to eat  
ants!

























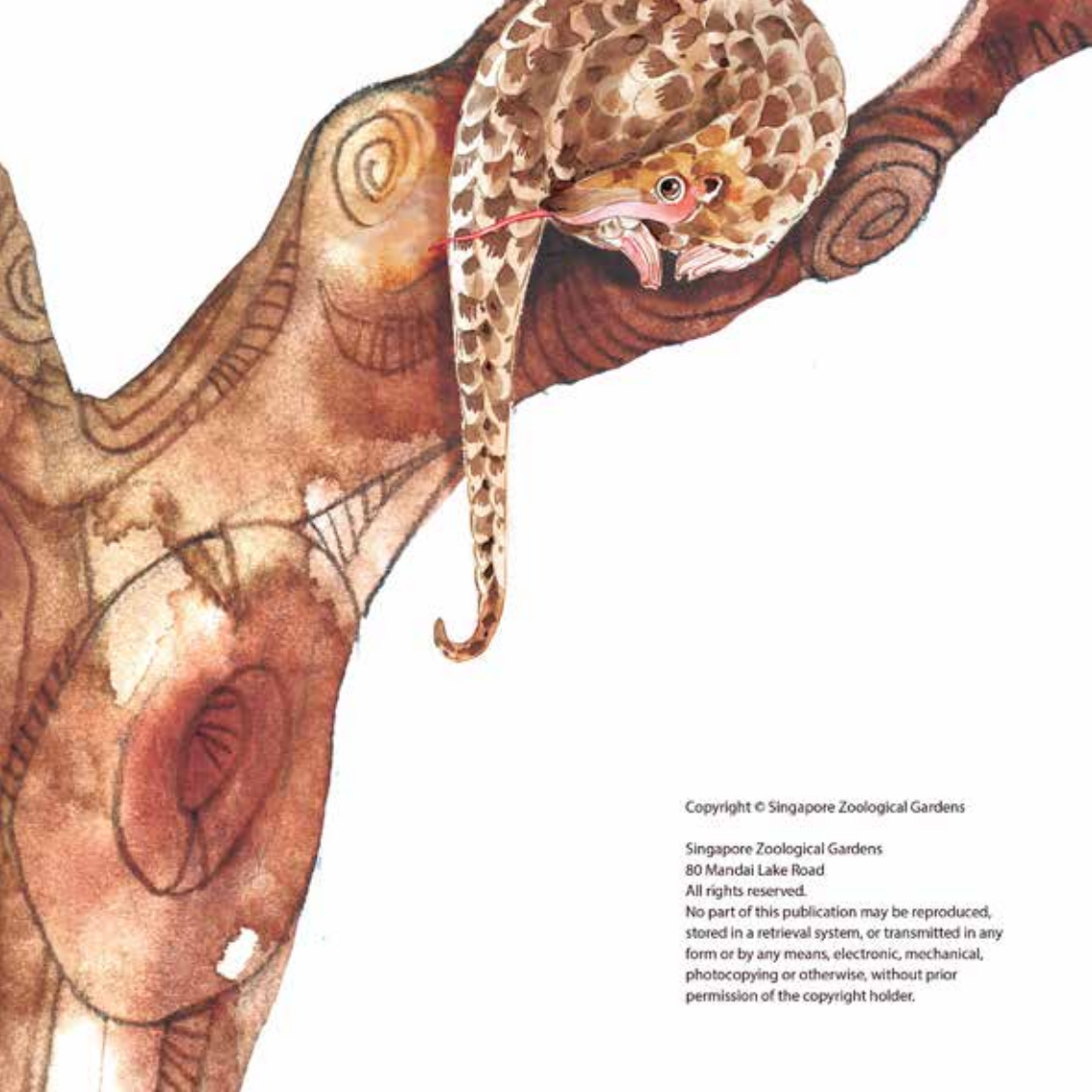


## About Sunda Pangolins

Sunda pangolins can still be found in the forested areas of Singapore. In the wild, pangolins eat only ants and termites. They use their long and sticky tongue to slurp up the insects. They are covered with an armour of scales, hence their other name 'scaly anteater'. Their scales are actually modified hair fused together. When threatened, pangolins roll themselves into a ball, using the hard scales to shield the soft abdomen. Ironically, this makes it easier for humans to capture them.

## Did You Know?

- Night Safari is the first zoological institution to breed the Sunda pangolin.
  - The pangolins in Night Safari are given a special blended diet of ants, eggs, finely minced beef, mealworms, powdered insectivore pellets, chitin powder, essential vitamins and calcium powder.
  - Sunda pangolins are critically endangered. They are hunted illegally for their scales and flesh. People believe that their scales have medicinal value. This has not been scientifically proven. After all, their scales are made of keratin, just like our fingernails!
  - We can help the pangolins in Singapore by looking out for them when we are driving past forested areas. This will help to reduce road kills.
- 



Copyright © Singapore Zoological Gardens

Singapore Zoological Gardens  
80 Mandai Lake Road  
All rights reserved.

No part of this publication may be reproduced,  
stored in a retrieval system, or transmitted in any  
form or by any means, electronic, mechanical,  
photocopying or otherwise, without prior  
permission of the copyright holder.





Kai and Mei stumble upon an injured pangolin outside their school.

As the children help the poor animal to safety, it sparks off their interest in the pangolin and why it risked its life to cross the road.

Sponsored by:



**Mandai**  
WILDLIFE GROUP

# 3-2-1

# Pangolin Fun

Recommended for Preschoolers



This resource is aligned to **ECDA's Nurturing Early Learners (NEL) framework** to support learning outcomes in the following areas:

- **Language and Literacy**
- **Aesthetics and Creative Expression**
- **Discovery of the World**
- **Social and Emotional Development**

# 3 ways to use the wordless book 'Why did the Pangolin Cross the Road' to practise language and literacy skills.



## Word Challenge

Use each spread of the picture book and invite children to come up with 15 words to describe the picture.

Use the prompts below to guide you:

- What objects do you see?
- Where do you think the children are?
- What is the girl/boy/adult doing?



## Think-Feel-Care Thinking Routine

Turn to page 2 and 3. Invite children to practise their skill of communicating and perspective taking by verbally describing the characters.

Use the prompts below to guide you.

- **Think:** Why do you think the pangolin is curled up?
- **Feel:** How do you think the pangolin is / children are feeling? Why?
- **Care:** What would you want to do if you see this pangolin?



## Story Circle

Encourage children to take turns verbalising a sentence for each picture in the book.

Use the prompts below to guide you.

- What do you see?
- Who do you think they are?
- What do you think they are saying?






## 2 eco-friendly art challenges to care for the pangolin

Let's take a closer look at the pangolin and discover more about this interesting animal through hands-on activities.

### Create a Pangolin Sculpture

Click [here](#) for photos and videos of pangolins. Observe them and take note of their habitat. Use recycled material to construct a pangolin sculpture.

- Guide children to identify the shapes and textures that they see on a pangolin.
- Gather recycled items and ask children which items they could use to represent these shapes and textures.
- Use the items to construct a sculpture of a pangolin. Challenge children to create a habitat for their pangolin using recycled materials.



### Design a Road Sign

Pangolins may cross the road to get to another side of the forest. One way that we can help them cross the road safely is to put up road signs to help road users look out for pangolins.

- Get children to draw a road sign to alert road users to look out for pangolins at night.
- Invite children to talk about the road sign that they have drawn.



# 1 pangolin moment at home

Make a healthy snack inspired by the pangolin's favourite food, ants!

Ingredients:

- Banana (log)
- Raisins (ants)
- Peanut butter (to help 'ants' stay on)
- Honey (optional but yummy!)

**Method:**

1. Slice the banana into half lengthwise.
2. Spread peanut butter (and honey) on the banana.
3. Place raisin 'ants' on the peanut butter.  
Enjoy the yummy treat together with your children.

